

RESEARCH NOTE

Determination of damage caused by different populations of *Diloboderus abderus* (Coleoptera: Scarabaeidae) larvae on wheatEleodoro E. Del Valle^{*1,2}, Gabriel F. Mayer¹, Gabriel A. Mazuquín¹, Pablo Nari¹, Guillermo D. Toffoli¹ and Horacio O. Imwinkelried¹¹Facultad de Ciencias Agrarias, Universidad Nacional del Litoral, Esperanza, Santa Fe, Argentina²Consejo Nacional de Investigaciones Científicas y Técnicas, Argentina

Corresponding author: edelvalle@fca.unl.edu.ar

Abstract

Wheat (*Triticum aestivum* L.) is the most widely cultivated cereal crop worldwide because it is an important food source for humans. South America has long been associated with wheat production and export. Given the increased application of no till in the last decades, the scarabid *Diloboderus abderus* has become the main soil pest of this crop. The larvae of this insect (white grubs) feed on roots, causing plant weakening and death. The aim of this work was to determine the relationship between the soil population of *D. abderus* larvae and the number of established wheat plants. In a plot cultivated with the wheat cultivar Don Mario Algarrobo at a seeding rate of 130 kg ha⁻¹ and with high population levels of this pest, 1-m² sites with 20-39; 40-60; 80-100; 120-160 and or 200-240 plants were established. At the tillering phenological stage, the number of tillers per plant and of insect larvae in each subplot was counted. The results showed a significant reduction in plant density with increasing soil larval population. The crop counterbalanced the reduction in plant number by increasing the tiller number per unit area. The present work shows that population levels above 11 larvae m⁻² generate a significant reduction in the number of wheat plants established in the crop.

Keywords: White grubs, wheat plant stand, scarab beetles, wheat tillering, *Triticum aestivum*, insect pest.**Introduction**

Wheat (*Triticum aestivum* L.) is a highly important food source for humans and is cultivated in diverse environments worldwide. This crop also meets a large proportion of the demand for animal feed and has many industrial uses (FAO, 2014). Wheat crop productivity is affected by several factors, with damage caused by insect pests being one of the most important. *Diloboderus abderus* Sturm 1826 (Coleoptera: Scarabaeidae) is a soil-dwelling insect that causes the greatest damage to wheat in South America (Fava & Imwinkelried, 2004). This species has three larval stages (white grubs) and an annual life cycle (Mareggiani & Pelicano, 2010). No-tillage, the main agricultural productive system in Argentina, Brazil and Uruguay, has caused increases in *D. abderus* populations in most of the cultivated areas (Silva and Salvadori, 2004). Larvae of this coleopteran feed on roots of wheat seedlings at 10-30 cm in depth, causing seedling weakening or even death (Fig. 1). Severe infestations can lead to a decline of plant density and significant yield losses. Wheat crop partly counteracts the reduced number of tillers per unit area by increasing tiller number in each established plant (Xu et al., 2015). Knowledge of this behavior is important, since it influences the final crop production.

Aragón (2002) determined the economic threshold of 5 larvae m⁻² for damage of this pest to wheat crop. This value

is often exceeded in the wheat-producing regions. The aim of this work was to determine the relationship between *D. abderus* larval population and the number of established wheat plants. This is the first work that quantifies the reduction of wheat plant stands in white grub-infected fields.

Results and Discussion

Density of wheat plants established in the field was associated with the number of *D. abderus* larvae present in the soil. A significant reduction in plant stand was observed with increasing larval population ($F=39.89$; $df= 4,29$; $P<0.0001$) (Figure 2). Only third-stage larvae were recorded in insect counts because of the stage of the plant growth cycle at the count time and the environmental conditions (14.3°C; 88.3% RH and 59 mm of rainfall). The presence of more than 10 larvae m⁻² significantly reduced plant number. Plant density per unit area is one of the main yield components in wheat, and achieving an appropriate plant stand has a positive effect on yields (Urruty et al., 2017). Tillering capacity is an important trait in wheat architecture, since the number of tillers per plant determines the spike number and has a direct effect on grain production (Naruoka et al., 2011).




Fig 1. *Diloboderus abderus* in the wheat crop. A) Wheat crop not affected by *D. abderus*; B) wheat crop affected by *D. abderus*; C) plants whose roots have been consumed by larvae of *D. abderus*; D) larvae of *D. abderus*; and E) galleries generated by larvae of *D. abderus* in the soil.

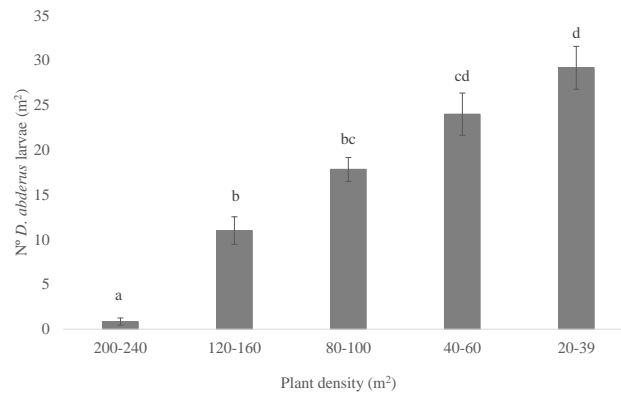


Fig 2. Effect of the number of *D. abderus* larvae on the number of wheat plants established in the field. Results are expressed as mean \pm standard error of the mean. Different letters indicate significant differences between densities, according to the Tukey test ($P < 0.05$).

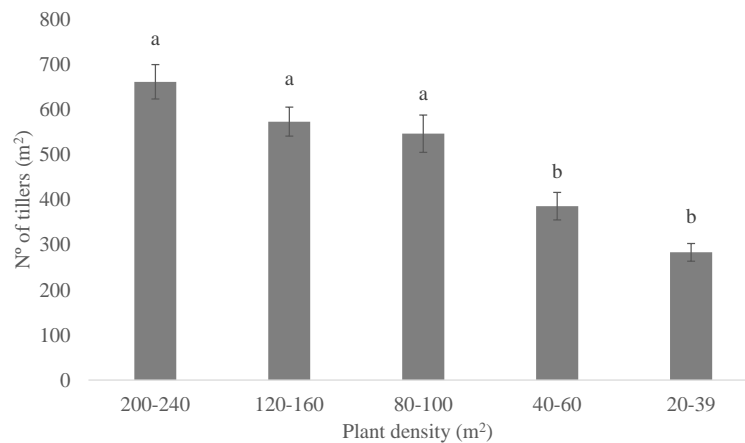


Fig 3. Number of wheat tillers per m² observed in sites under different plant densities. Results are expressed as mean \pm standard error of the mean. Different letters indicate significant differences between densities, according to the Tukey test ($P < 0.05$).

A significant reduction in the number of tillers in the crop was observed at densities below 80-100 plants m² ($F=21.1$; $df= 4.29$; $P < 0.0001$) (Figure 3). The reduction of plant numbers caused by *D. abderus* larvae modified the crop spatial distribution pattern; consequently, the established plants adapted to the new density conditions by adjusting their structure and physiology (Vos et al., 2010). The crop counter-balanced the reduction in the number of plants by increasing number of tillers per plant (Barnes and Bugbee, 1991). At stem elongation, death of many of the tillers that

have formed –the smallest ones and those appearing last– occurs and the number of potential spikes generated by the plant is reduced. As indicated by Berry et al. (2003), the greater the initial differentiation of tillers per plant, the lower the tiller survival. Hence, achieving a good establishment is important to ensure a suitable number of spikes per square meter originated from the main stem and fertile tillers. Accordingly, the lack of statistical difference observed in the number of tillers generated at the highest

plant densities does not mean that those tillers will produce the same number of spikes at harvest.

Aragón (2002) indicated that the presence of this insect pest at 30 larvae m⁻² can produce losses of 70 to 90 % in wheat crop production. Accordingly, while determining the effects of *D. abderus* on yield was not within the scope of this work, we consider that densities between 20 and 60 plants m⁻² in our study may have had such yield loss values.

Materials and methods

Crop and insects

Density of *D. abderus* larval population was determined in a commercial wheat plot with previous low or null incidence of larva mortality due to parasitoids or other entomopathogenic agents. In addition, no other soil pests affecting this crop were recorded. This situation is not common in the Argentine Pampas and therefore provided an excellent opportunity to investigate damage caused by this pest under field conditions without underestimating larval populations that had died before being quantified.

The study was conducted in Esperanza, Santa Fe, Argentina (31° 26'S, 60° 50'W). The soil in the cultivated plot is Aquic Argiudoll, and had the following characteristics: 2.0 % OM, pH 5.6, and 5:66:29 sand, silt and clay, respectively. The plot had been under agricultural rotation using no-till for 7 years before the start of the trial and had soybean as preceding crop. On June 3 2017, the wheat cultivar Don Mario Algarrobo was sown at a seeding rate of 130 kg ha⁻¹ (350 seed m⁻²) and a row spacing of 17.5 cm.

Experimental treatments

The evaluations were performed 87 days after sowing, when the crop reached the tillering phenological stage Z 2.1, according to the scale of Zadoks et al. (1974). In a completely randomized design, 30 1-m² sites were delimited in different sectors of the plot and the number of established plants in each site was counted. Based on the plant densities, five treatments with six replications were defined: 20-39; 40-60; 80-100; 120-160 and 200-240 wheat plants m⁻². Then, the number of tillers per plant was counted and the total soil of each site (30 cm in depth) was collected with a shovel and inspected visually for white grubs. Larvae were identified according to the raster pattern (Alvarado, 1980). Environmental conditions were recorded using a data logger (Hobo Onset Corp.).

Statistical analyses

Results were analyzed using an analysis of variance (ANOVA) and differences between means were compared using the Tukey test at the 5% probability level; all analyses were performed using INFOSTAT statistical software (Di Rienzo et al., 2016).

Conclusion

We conclude that populations higher than 11 *D. abderus* larvae m⁻² severely reduce the number of established wheat plants. This is the first research that quantifies the reduction

in the wheat plant stand caused by *D. abderus* larvae and their effects on tillering.

Acknowledgments

This work was financially supported by the program Curso de Acción para la Investigación y el Desarrollo, CAI+D 2016, of the Universidad Nacional del Litoral.

References

- Alvarado LJ (1980) Sistemática y bionomía de coleópteros que en estados inmaduros viven en el suelo. Tesis de graduación, Doctorado en Ciencias Naturales. Universidad Nacional de La Plata. 199 p.
- Aragón J (2002) Guía para el reconocimiento y manejo de plagas tempranas relacionadas a la siembra directa. Agroediciones INTA, SAGPyA, pp.14-15.
- Barnes C, Bugbee B (1991) Morphological responses of wheat to changes in phytochrome photoequilibrium. *Plant Physiol.* 97:359-365.
- Berry PM, Spink JH, Foulkes MJ, Wade A (2003) Quantifying the contributions and losses of dry matter from non-surviving shoots in four cultivars of winter wheat. *Field Crop Res.* 80:111-121.
- Di Rienzo JA, Casanoves F, Balzarini MG, González L, Tablada M, Robledo CW (2016) InfoStat. Release 2016. FCA, Universidad Nacional de Córdoba, Argentina.
- Fava F, Imwinkelried JM (2004) Evaluación de insecticidas curasemillas en el control del gusano blanco *Diloboderus abderus* (Coleoptera: Melolonthidae) en trigo. Proyecto Regional de Agricultura Sustentable. Boletín EEA Manfredi, INTA.
- Food and Agriculture Organization of the United Nations (FAO)(2014) FAOSTAT Online Statistical Service. Rome: FAO. Available <http://faostat.fao.org>
- Mareggiani G, Pelicano A (2010) Zoología agrícola. Editorial Hemisferio Sur, 256 p.
- Naruoka Y, Talbert LE, Lanning SP, Blake NK, Martin JM, Sherman JD (2011) Identification of quantitative trait loci for productive tiller number and its relationship to agronomic traits in spring wheat. *Theor Appl Genet.* 123:1043–1053.
- Silva MTB, Salvadori JR (2004) Coró-das-pastagens, In: Salvadori JR, Ávila CJ, Silva MTB (Eds), *Pragas de Solo no Brasil*. Passo Fundo, Embrapa Trigo, pp. 191-210.
- Urruty N, Guyomarda H, Tailliez-Lefebvre D, Huyghea C (2017) Factors of winter wheat yield robustness in France under unfavourable weather conditions. *Eur J Agron.* 90:174–183.
- Vos J, Evers JB, Buck-Sorlin GH, Andrieu B, Chelle M, Visser PHBd (2010) Functional–structural plant modelling: a new versatile tool in crop science. *J Exp Bot.* 61:2101–2115.
- Xu H, Cai T, Wang Z, He M (2015) Physiological basis for the differences of productive capacity among tillers in winter