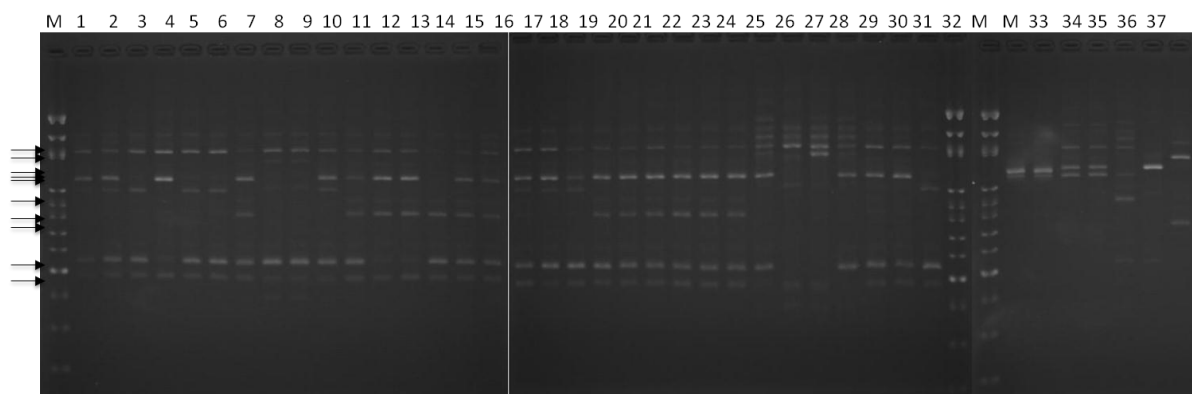


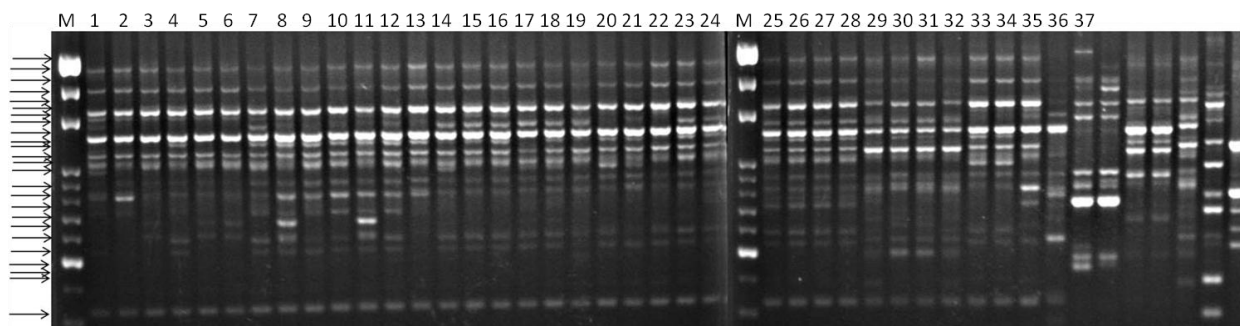
Supplementary data

Genetic diversity among *Ocimum* species based on ISSR, RAPD and SRAP markers


Shu-Yun Chen, Ting-Xuan Dai, Yuan-Tsung Chang, Shyh-Shyan Wang, Shang-Ling Ou, Wen-Ling Chuang, Chih-Yun Cheng, Yi-Hua Lin¹, Li-Yin Lin and Hsin-Mei Ku



Supplementary Fig. 1 Exemple gel of ISSR marker system using primer UBC801. The arrows on the left side indicate polymorphic bands, the numbers 1-37 on the top indicate the sample number as listed in Table 1. "M" indicates 100 bp marker.



Supplementary Fig. 2 Exemple gel of RAPD marker system using primer OPA11. The arrows on the left side indicate polymorphic bands, the numbers 1-37 on the top indicate the sample number as listed in Table 1. "M" indicates 100 bp marker.



Supplementary Fig. 3 Exemple gel of SRAP marker system using primer combination me2 X em2. The arrows on the left side indicate polymorphic bands, the numbers 1-37 on the top indicate the same sample number as listed in Table 1. "M" indicates 100 bp marker.